

## Resource order form – Health professionals

Download our free resources online, at [breastscreen.org.au/resources](https://breastscreen.org.au/resources)

If you would like to order printed resources for your workplace, please fill out your details below and email this form to [communications@breastscreen.org.au](mailto:communications@breastscreen.org.au)

Please note: Order maximum of 25 copies per resource applies.





### Your details

Name \_\_\_\_\_


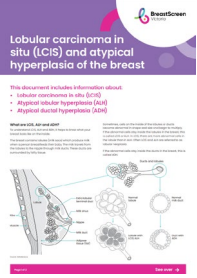
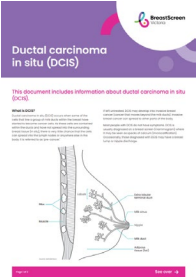


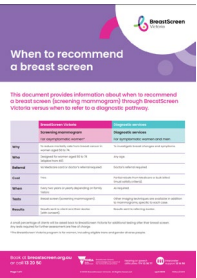




Clinic name \_\_\_\_\_

Address \_\_\_\_\_ Post code \_\_\_\_\_

Email \_\_\_\_\_



Title	Qty	Title	Qty
 <p>Signs and symptoms of breast cancer (A4 fact sheet)</p>		 <p>Family history of breast cancer: information for GPs (A4 fact sheet)</p>	
 <p>Breast screening with a family history of breast cancer (A4 fact sheet)</p>		 <p>Breast screening with implants (A4 fact sheet)</p>	

# Resource order form (continued)

Title	Qty	Title	Qty
 <p><b>Breast screening and a previous diagnosis of breast cancer</b></p> <p>This document includes information about having a breast screen (mammogram) with BreastScreen Victoria if you have previously been diagnosed with breast cancer.</p> <p><b>Who is eligible for breast screening?</b></p> <p>Women aged 50 to 74 who have been diagnosed with breast cancer and are currently in remission.</p> <p><b>What is a breast screen (mammogram)?</b></p> <p>A breast screen (mammogram) is a special X-ray of the breasts. It is used to find out if there are any changes in the breasts that could be a sign of breast cancer.</p> <p><b>What are the benefits of breast screening?</b></p> <p>Early diagnosis of breast cancer can lead to better treatment and a higher chance of survival.</p> <p><b>What are the risks of breast screening?</b></p> <p>Breast screening is a safe procedure. There are no known risks of breast screening.</p> <p><b>How to book a breast screen</b></p> <p>Book your breast screen by calling 13 25 55 or visiting <a href="http://breastscreen.org.au">breastscreen.org.au</a>.</p>	<p>Breast screening and a previous diagnosis of breast cancer</p> <p>(A4 fact sheet)</p>	 <p><b>Lobular carcinoma in situ (LCIS) and atypical hyperplasia of the breast</b></p> <p>This document includes information about:</p> <ul style="list-style-type: none"> <li>Lobular carcinoma in situ (LCIS)</li> <li>Atypical hyperplasia of the breast</li> <li>Atypical ductal hyperplasia (ADH)</li> </ul> <p><b>What are LCIS, ADH and ADH?</b></p> <p>LCIS, ADH and ADH are changes in the cells of the breast. They are not cancer, but they can lead to cancer.</p> <p><b>What are the risks of LCIS, ADH and ADH?</b></p> <p>LCIS, ADH and ADH can lead to breast cancer. Early diagnosis and treatment can lead to a better outcome.</p> <p><b>How to book a breast screen</b></p> <p>Book your breast screen by calling 13 25 55 or visiting <a href="http://breastscreen.org.au">breastscreen.org.au</a>.</p>	<p>Lobular carcinoma in situ (LCIS) and atypical hyperplasia of the breast</p> <p>(A4 fact sheet)</p>
 <p><b>Ductal carcinoma in situ (DCIS)</b></p> <p>This document includes information about ductal carcinoma in situ (DCIS).</p> <p><b>What is DCIS?</b></p> <p>DCIS is a change in the cells of the breast. It is not cancer, but it can lead to cancer.</p> <p><b>What are the risks of DCIS?</b></p> <p>DCIS can lead to breast cancer. Early diagnosis and treatment can lead to a better outcome.</p> <p><b>How to book a breast screen</b></p> <p>Book your breast screen by calling 13 25 55 or visiting <a href="http://breastscreen.org.au">breastscreen.org.au</a>.</p>	<p>Ductal carcinoma in situ (DCIS)</p> <p>(A4 fact sheet)</p>	 <p><b>Breast screening for people with disabilities</b></p> <p>We are committed to helping people with disabilities overcome barriers to breast screening. People with disability have the same risk of breast cancer as other eligible Victorian women.</p> <p><b>What is a breast screen (mammogram)?</b></p> <p>A breast screen (mammogram) is a special X-ray of the breasts. It is used to find out if there are any changes in the breasts that could be a sign of breast cancer.</p> <p><b>What are the benefits of breast screening?</b></p> <p>Early diagnosis of breast cancer can lead to better treatment and a higher chance of survival.</p> <p><b>What are the risks of breast screening?</b></p> <p>Breast screening is a safe procedure. There are no known risks of breast screening.</p> <p><b>How to book a breast screen</b></p> <p>Book your breast screen by calling 13 25 55 or visiting <a href="http://breastscreen.org.au">breastscreen.org.au</a>.</p>	<p>Breast screening for people with disabilities</p> <p>(A4 fact sheet)</p>
 <p><b>What is the difference between a screening and diagnostic mammogram?</b></p> <p>This document includes information about the difference between a screening mammogram and a diagnostic mammogram.</p> <p><b>Screening mammogram</b></p> <p>A screening mammogram is a special X-ray of the breasts. It is used to find out if there are any changes in the breasts that could be a sign of breast cancer.</p> <p><b>Diagnostic mammogram</b></p> <p>A diagnostic mammogram is a special X-ray of the breasts. It is used to find out if there are any changes in the breasts that could be a sign of breast cancer.</p> <p><b>How to book a breast screen</b></p> <p>Book your breast screen by calling 13 25 55 or visiting <a href="http://breastscreen.org.au">breastscreen.org.au</a>.</p>	<p>What is the difference between a screening and diagnostic mammogram?</p> <p>(A4 fact sheet)</p>	 <p><b>When to recommend a breast screen</b></p> <p>This document provides information about when to recommend a breast screen. Breast screening is recommended for women aged 50 to 74.</p> <p><b>When to recommend a breast screen</b></p> <p>Breast screening is recommended for women aged 50 to 74. It is a safe procedure that can lead to early diagnosis and treatment of breast cancer.</p> <p><b>How to book a breast screen</b></p> <p>Book your breast screen by calling 13 25 55 or visiting <a href="http://breastscreen.org.au">breastscreen.org.au</a>.</p>	<p>When to recommend a breast screen</p> <p>(A4 fact sheet)</p>
 <p><b>Take the Lead</b></p> <p>Be the first to know. So that you can stay healthy and strong for you, your family and community.</p> <p><b>Resources for Aboriginal and Torres Strait Islander women</b></p> <p>DL brochure</p> <p>A3 poster (large)</p>	<p>Take the lead resources – for Aboriginal and Torres Strait Islander women</p> <p>DL brochure</p> <p>A3 poster (large)</p>	 <p><b>Breast/chest screening for trans and gender diverse people</b></p> <p>BreastScreen Victoria</p> <p><b>Who is eligible for breast/chest screening?</b></p> <p>Trans and gender diverse people aged 50 to 74 who have been assigned male at birth.</p> <p><b>What is a breast screen (mammogram)?</b></p> <p>A breast screen (mammogram) is a special X-ray of the breasts. It is used to find out if there are any changes in the breasts that could be a sign of breast cancer.</p> <p><b>What are the benefits of breast screening?</b></p> <p>Early diagnosis of breast cancer can lead to better treatment and a higher chance of survival.</p> <p><b>What are the risks of breast screening?</b></p> <p>Breast screening is a safe procedure. There are no known risks of breast screening.</p> <p><b>How to book a breast screen</b></p> <p>Book your breast screen by calling 13 25 55 or visiting <a href="http://breastscreen.org.au">breastscreen.org.au</a>.</p>	<p>Breast/chest screening for trans and gender diverse people</p> <p>(A4 fact sheet)</p>
 <p><b>1 in 7 women will get breast cancer</b></p> <p>Book your breast screen</p> <p>A4 poster (small)</p> <p>A3 poster (large)</p>	<p>1 in 7 women will get breast cancer</p> <p>A4 poster (small)</p> <p>A3 poster (large)</p>	 <p><b>Put your health first</b></p> <p>Book your breast screen</p> <p>A4 poster (small)</p> <p>A3 poster (large)</p>	<p>Put your health first</p> <p>A4 poster (small)</p> <p>A3 poster (large)</p>

# Resource order form (continued)

## Translated resources

Title				Title			
 <p>Put your health first (DL brochure)</p> <p>Available in: 29 languages</p>				 <p>Is BreastScreen for you? (A4 fact sheet)</p> <p>Available in: 29 languages</p>			
Language	Qty	Language	Qty	Language	Qty	Language	Qty
English		Nepalese		English		Nepalese	
Arabic		Oromo		Arabic		Oromo	
Bosnian		Polish		Bosnian		Polish	
Burmese		Punjabi		Burmese		Punjabi	
Chinese simplified (Mandarin)		Russian		Chinese simplified (Mandarin)		Russian	
Chinese traditional (Cantonese)		Serbian		Chinese traditional (Cantonese)		Serbian	
Croatian		Sinhalese		Croatian		Sinhalese	
Dari		Somali		Dari		Somali	
Dinka		Spanish		Dinka		Spanish	
Greek		Sudanese Arabic		Greek		Sudanese Arabic	
Hindi		Tagalog		Hindi		Tagalog	
Italian		Tamil		Italian		Tamil	
Karen		Tigrinya		Karen		Tigrinya	
Khmer		Turkish		Khmer		Turkish	
Macedonian		Vietnamese		Macedonian		Vietnamese	